

Connection Cable 300 DT AX



3-meter cable length

With a length of 3m, the cable is able to install appropriate lighting even on large vehicles



Простая установка

Specially designed to connect the LEDriving driving and working lights of the PX-, SX- and FX-Series to a power source



Matrix Portfolio

A vehicle-specific lighting set-up can be put together individually. Mix & match. Vary and combine



Гарантия OSRAM – 2 года

OSRAM products are innovative and technologically high-quality products that are carefully tested and subject to the strict monitoring undertaken by the OSRAM quality assurance system



Professional light for professional work

With the OSRAM LEDriving Professional Series PX working lights portfolio, it is now possible to find exactly the right lighting for a wide range of special professional tasks and applications. Additionally, they can be mounted in three different ways: Direct mounting, flexible standard mounting, and heavy-duty mounting. OSRAM has developed specially designed mounting kits and a cable with DT-connector. The LEDriving Connection Cable 300 DT AX is compatible with all OSRAM LEDriving working lights of the Professional Series PX and with the LEDriving driving and working lights of the SX- and FX- series. It is suitable for 12V and 24V vehicles and with the DT connector it can provide a quick and easy connection to a power source for setup of the LEDriving driving and working lights. The conductor material is made of pure copper and with a length of 3m the cable is able to install appropriate lighting even on large vehicles. OSRAM provides a 2-year guarantee on this product.1) Additional working lights without ECE approval for use as work lights are approved for use on any vehicle according to German Road Traffic Licensing Regulations (StVZO) §52 (7). However, they must not be used and switched on while driving. In addition, individual special regulations, and laws of countries outside Germany must be observed.2) For precise conditions refer to: www.osram.com/am-guarantee

Данные о продуктовой линейке






Technical data

	Информация о продукте	General Product Information	Электрические параметры	Сертификаты и Стандарты
Описание продукта	Применение (категория и специфика)	Номер заказа	Номинальное напряжение	Стандарты
Connection Cable 300 DT AX LEDPWL ACC 103	Working & Driving Light Application	LEDPWL ACC 103	12/24	ROHS / REACH

	Условия поставки	Environmental & Regulatory Information Information according Art. 33 of EU Regulation (EC) 1907/2006 (REACH)		
Описание продукта	Код заказа [PICOS]	Date of Declaration	Primary Article Identifier	Declaration No. in SCIP database
Connection Cable 300 DT AX LEDPWL ACC 103	73269098900	26-06-2024	4062172294805	In work

Данные о продуктовой линейке

Загрузка данных

Файл	
	User instruction LEDriving PROFESSIONAL WORKING LIGHTS
	Movie application LEDriving D and W Image Video Bringing light to life (EN)
	Movie application LEDriving Driving and Working Lights Reference Video (EN)
	Movie application OSRAM LEDdriving and working lights Imagefilm (EN)
	Movie application OSRAM Quality Testing LEDriving working and driving lights (EN)

Советы по безопасности

Более детальная информация об использовании и изображения находятся в техническом паспорте и в руководстве пользователя

Соответствие стандартам

1) Дополнительные фары рабочего света, не имеющие одобрения ECE для использования в качестве рабочих фар, могут быть использованы на любом транспортном средстве в соответствии с Правилами лицензирования дорожного движения Германии (StVZO) §52 (7). Однако их использование во время движения запрещено. Кроме того, необходимо учитывать специальные предписания и законодательство других стран. 2) Больше информации доступно по ссылке: www.osram.com/am-guarantee

Рекомендации по применению

Для получения дополнительной информации и изображения продукции, пожалуйста, ознакомьтесь с инструкцией.

Примечание

В заказ могут быть внесены изменения без предварительного уведомления. Проверьте информацию на наличие ошибок. Убедитесь, что информация актуальна.