

Flush mount WL VX100-FL



Flood Beam Pattern

For a wide and broad light distribution



Up to 45 m long beam

Видеть и быть видимым с OSRAM



Robust and vibration resistant

Specially designed for demanding work environments and rough off-road terrain



IP & IK protection classes

Tested and validated in a DIN-certified environmental simulation laboratory regarding extreme external influences

Техническое описание продукта



Powerful LED working lights

Discover the versatility of the OSRAM LEDDriving Flush Mount WL VX100-FL for powerful near-field and far-field illumination at the front, rear or side of your vehicle. The working light combines affordability with exceptional performance, quality and functionality. With a luminous flux of up to 600lm and a flood beam pattern with a wide and broad light distribution, the working light is ideal for illuminating near- and far-field areas, such as campsites, work areas or construction sites.

Thanks to the lightweight rugged construction and sleek shape, the working light seamlessly integrates into the vehicle's design, offering enhanced visibility without compromising on style. With a light beam reaching up to 45 meters and a light color of 6500 Kelvin, it ensures clear visibility even in the darkest conditions. The working light is compatible with both 12V and 24V electrical systems, making them suitable for a wide range of vehicles including trucks, agricultural machinery, construction vehicles, caravans, quads and off-road vehicles¹⁾. Whether for demanding work environments, camping trips or off-road adventures, the LED Flush Mount offers versatile lighting solutions tailored to various driving scenarios. Equipped with a shatterproof polycarbonate lens and aluminum die-cast housing, the LEDDriving Flush Mount WL VX100-FL is robust and vibration resistant to withstand the harshest conditions. It has been tested and validated with the highest IP-Protection Classes IP6K8 & IP6K9K in our DIN certified environmental simulation laboratory for extreme external influences regarding water, dust, impacts, heat, cold and permanent vibration. In addition, OSRAM provides a 2-year guarantee on the product²⁾.¹⁾ Additional working lights without ECE approval for use as work lights are approved for use on any vehicle according to German Road Traffic Licensing Regulations (StVZO) §52 (7). However, they must not be used and switched on while driving. In addition, individual special regulations, and laws of countries outside Germany must be observed.²⁾ For precise conditions refer to: www.osram.com/am-guarantee

Техническое описание продукта

Technical data

Информация о продукте

Номер заказа	LEDFLUSH101-FL
Применение (категория и специфика)	Рабочий свет

Электрические параметры

Номинальное напряжение	12/24 В
Номинальная мощность	6.50 Вт
Тестовое напряжение	13,2 В

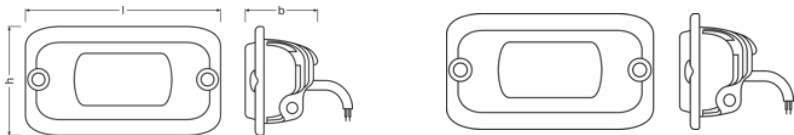
Фотометрические данные

Световой поток	600 лм
Цветовая температура	6500 К
Длина луча при освещенности 1 люкс	45 м

Информация о светодиодном модуле

Количество светодиодов в модуле	2
---------------------------------	---

Размеры и вес

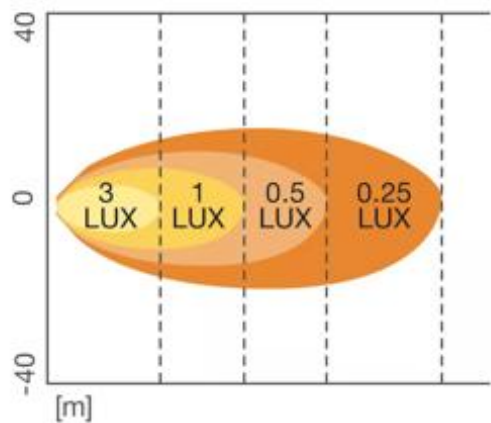


Вес продукта	230.00 g
Длина	60.0 mm
Ширина	41.0 mm
Высота	109.0 mm

Срок службы

Срок службы Tc	5000 h
Гарантия	2 years

Дополнительные данные



Luminous intensity distribution

Соединение с лампой	Open wire
Комментрайи о продукте	Beam Pattern: Flood

Возможности / мощности

Технология	LED ¹⁾
------------	-------------------

¹⁾ Light-emitting diode application

Сертификаты и Стандарты

Стандарты	ECE R10
Тип защиты	IP6K8/IP6K9K

Классификация

Номер заказа	LEDFLUSH101-FL
--------------	----------------

Условия поставки

Код заказа	85122000900
------------	-------------

Environmental information

Information according Art. 33 of EU Regulation (EC) 1907/2006 (REACH)

Техническое описание продукта





Date of Declaration	01-03-2024
Primary Article Identifier	4062172399920
Declaration No. in SCIP database	In work

Данные для заказа

Product code	Описание продукта	Упаковка (цена/шт.)	Размеры (длина x ширина x высота)	Объем	Вес брутто
4062172399920	Flush Mount WL VX100-FL	Folding carton box 1	100 mm x 60 mm x 127 mm	0.76 дм³	274.00 g
4062172399937	Flush Mount WL VX100-FL	Shipping carton box 8	257 mm x 222 mm x 159 mm	9.07 дм³	2422.00 g

The mentioned product code describes the smallest quantity unit which can be ordered. One shipping unit can contain one or more single products. When placing an order, for the quantity please enter single or multiples of a shipping unit.

Загрузка данных

Файл	
	User instruction LEDDriving Flush Mount WL VX100-FL LEDFLUSH101-FL
	Movie application OSRAM LEDdriving and working lights Imagefilm (RU)
	Movie application OSRAM Quality Testing LEDDriving working and driving lights (RU)
	Movie application LEDDriving Driving and Working Lights Reference Video (RUS)

Советы по безопасности
Более детальная информация об использовании и изображения находятся в техническом паспорте и в руководстве пользователя

Соответствие стандартам
2) Больше информации доступно по ссылке: www.osram.com/am-guarantee

Рекомендации по применению
Для получения дополнительной информации и изображения продукции, пожалуйста, ознакомьтесь с инструкцией.

Примечание
В заказ могут быть внесены изменения без предварительного уведомления. Проверьте информацию на наличие ошибок. Убедитесь, что информация актуальна.

